

CPS LED LIGHTING

Applications:

Offices

Hallways

Conference rooms

Multipurpose rooms

Tunable Wrap Light Series

Power and CCT tunable for many options in one product.

Designed to provide a cost effective solution for bright, efficient lighting.

With a large array of applicable locations and minimal upkeep, this fixture makes an excellent choice for a low-maintenance lighting solution.



Ordering Information

SERIES	SIZE	WATTAGE	VOLTAGE	COLOR TEMP
CPS-TWR-	4-	30/35/40W-	UL-	3550

Specifications

LM/W: 130
Warranty: 5 years
ETL, DLC Listed
CRI: 80
Temperature Rated: -4°F (-20°C) to 122°F (50°C)
Lens/Housing: Steel white powder coating
Voltage: 100-277V
CCT: 3500K, 4000K, 5000K
Mounting: surface mount, wall, and ceiling



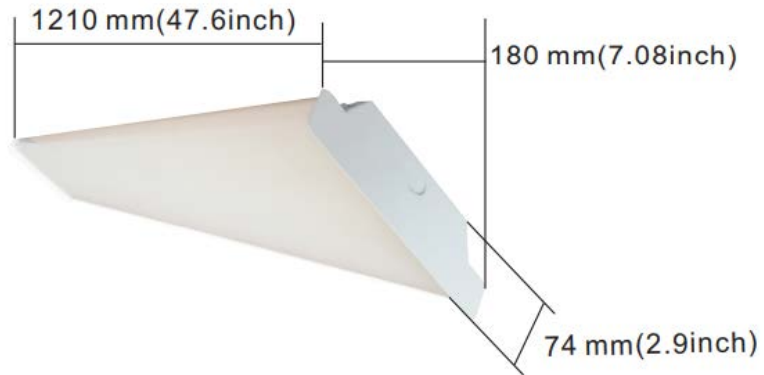
CPS LED LIGHTING

843-407-6803

SALES@CPSLED.COM

WWW.CPSLED.COM

CPS LED LIGHTING



Mounting:
Surface Mount

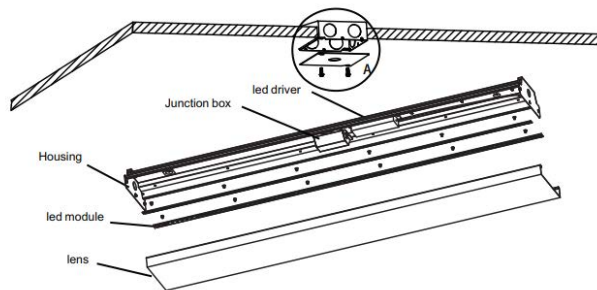
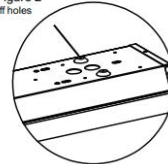


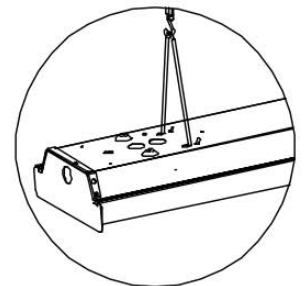
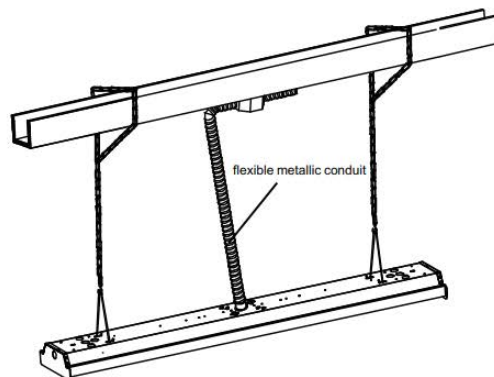
Figure 1
Concealed outlet box



Figure 2
Knock-off holes



Chain Mount:



Surface instructions:

Remove product from packaging
Remove lens by pulling from one side of the fixture and hinge on the other
For mounting, using the provided mounting holes on each end of the fixture housing.
Make electrical connections according to code.
Install channel cover
Install lens on one side of the fixture and rotate to engage the opposite side

Chain instructions:

Remove product from packaging
Remove lens by pulling from one side of the fixture and hinge on the other
For mounting, using the provided mounting holes on each end of the fixture housing. Make electrical connections according to code. Install channel cover
Install lens on one side of the fixture and rotate to engage the opposite side



CPS LED LIGHTING

843-407-6803

SALES@CPSLED.COM

WWW.CPSLED.COM